

MINISTRY OF EDUCATION, SINGAPORE
in collaboration with
CAMBRIDGE ASSESSMENT INTERNATIONAL EDUCATION
General Certificate of Education Advanced Level
Higher 2

CANDIDATE NAME Solution served as a suggestion only
Lim

CENTRE NUMBER S

INDEX NUMBER

MATHEMATICS

9758/02

Paper 2

October/November 2020

3 hours

Candidates answer on the Question Paper.

Additional Materials: List of Formulae (MF26)

READ THESE INSTRUCTIONS FIRST

Write your Centre number, index number and name on the work you hand in.

Write in dark blue or black pen.

You may use an HB pencil for any diagrams or graphs.

Do not use staples, paper clips, glue or correction fluid.

DO NOT WRITE ON ANY BARCODES.

Answer **all** the questions.

Write your answers in the spaces provided in the Question Paper.

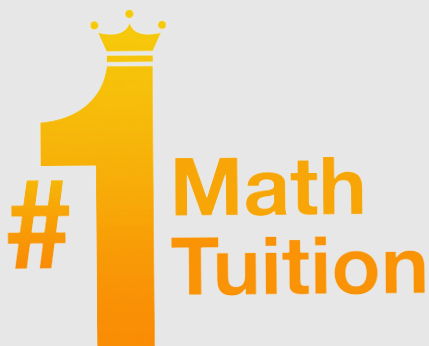
Give non-exact numerical answers correct to 3 significant figures, or 1 decimal place in the case of angles in degrees, unless a different level of accuracy is specified in the question.

You are expected to use an approved graphing calculator.

Unsupported answers from a graphing calculator are allowed unless a question specifically states otherwise.

Where unsupported answers from a graphing calculator are not allowed in a question, you are required to present the mathematical steps using mathematical notations and not calculator commands.

You are reminded of the need for clear presentation in your answers.



BLANK PAGE



DO NOT WRITE IN THIS MARGIN

DO NOT WRITE IN THIS MARGIN

DO NOT WRITE IN THIS MARGIN

DO NOT WRITE IN THIS MARGIN

DO NOT WRITE IN THIS MARGIN

DO NOT WRITE IN THIS MARGIN

DO NOT WRITE IN THIS MARGIN

DO NOT WRITE IN THIS MARGIN

DO NOT WRITE IN THIS MARGIN

DO NOT WRITE IN THIS MARGIN

Solution served as a suggestion only

Section A: Pure Mathematics [40 marks]

- 1 A quadratic curve has its minimum point at $(1, -2)$ and has gradient 5 at the point where $x = 2$. Find the equation of the curve. [5]

$$\text{let } y = ax^2 + bx + c$$

$$\left. \begin{array}{l} \frac{dy}{dx} \Big|_{x=1} = 0 \Rightarrow 2a + b = 0 \\ \frac{dy}{dx} \Big|_{x=2} = 5 \Rightarrow 4a + b = 5 \end{array} \right\} \begin{array}{l} a = \frac{5}{2} \\ b = -5 \end{array}$$

$$\text{Hence } y = \frac{5}{2}x^2 - 5x + c$$

$$\text{sub in } (1, -2) \Rightarrow c = \frac{1}{2}$$

$$\therefore y = \frac{5}{2}x^2 - 5x + \frac{1}{2} //$$



Solution served as a suggestion only

2 (a) A sequence is such that $u_1 = p$, where p is a constant, and $u_{n+1} = 2u_n - 5$, for $n > 0$.

(i) Describe how the sequence behaves when

(A) $p = 7$,

[1]

From G.C. sequence is increasing

(B) $p = 5$.

[1]

constant @ 5.

(ii) Find the value of p for which $u_5 = 101$.

[2]

$$101 = 2u_4 - 5$$

$$u_4 = 53$$

$$53 = 2u_3 - 5$$

$$u_3 = 29 \Rightarrow u_2 = 17 \Rightarrow u_1 = 11$$

$$\therefore p = 11$$

(b) Another sequence is defined by $v_1 = a$, $v_2 = b$, where a and b are constants, and

$$v_{n+2} = v_n + 2v_{n+1} - 7, \quad \text{for } n > 0.$$

For this sequence, $v_4 = 2v_3$.

(i) Find the value of b .

[3]

$$v_4 = v_2 + 2v_3 - 7$$

$$v_2 = 7 = b //$$



(ii) Find an expression in terms of a for v_5 .

[1]

$$\begin{aligned} v_5 &= v_3 + 2v_4 - 7 \\ &= a + 7 + 2(2a + 14) - 7 \\ &= 5a + 28 \end{aligned}$$

(c) The sum of the first n terms of a series is $n^3 - 11n^2 + 4n$, where n is a positive integer.

(i) Find an expression for the n th term of this series, giving your answer in its simplest form.

[2]

$$\begin{aligned} T_n &= S_n - S_{n-1} \\ &= n^3 - 11n^2 + 4n - [(n-1)^3 - 11(n-1)^2 + 4(n-1)] \\ &= n^3 - 11n^2 + 4n - (n^3 - 14n^2 + 29n - 16) \\ &= 3n^2 - 25n + 16 \quad * \end{aligned}$$

(ii) The sum of the first m terms of this series, where $m > 3$, is equal to the sum of the first three terms of this series. Find the value of m .

[2]

$$m^3 - 11m^2 + 4m = -60$$

from G.C. $m = 10, -3, -2$
} rej $\because m > 3$



- 3 The curve C is defined by the parametric equations

$$x = 3t^2 + 2, \quad y = 6t - 1 \quad \text{where } t \geq \frac{1}{6}.$$

The line N is the normal to C at the point $(14, 11)$.

- (i) Find the cartesian equation of N . Give your answer in the form $ax + by = c$, where a , b and c are integers to be determined. [5]

$$\frac{dx}{dt} = 6t$$

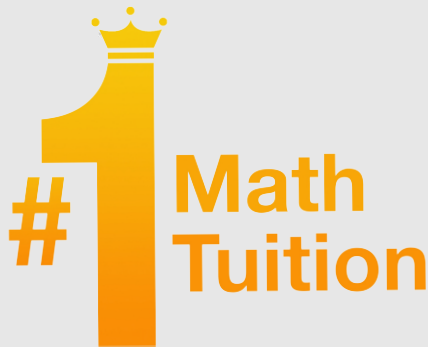
$$\frac{dy}{dt} = 6$$

$$\frac{dy}{dx} = \frac{1}{t}$$

$$\text{when } y=11, \quad t=2 \quad \therefore \frac{dy}{dx} = \frac{1}{2}$$

$$y-11 = -2(x-14)$$

$$\therefore 2x + y = 39 \quad a=2, \quad b=1, \quad c=39 \quad \#$$



Solution served as a suggestion only



(ii) Find the area enclosed by C , N and the x -axis.

[4]

$$2x - 0 = 39 \Rightarrow x = \frac{39}{2}$$

$$\text{Area} = \int_{\frac{25}{12}}^{14} y \, dx + \frac{1}{2} \left(\frac{39}{2} - 14 \right) (11)$$

$$= \int_{\frac{1}{6}}^2 (6t-1) 6t \, dt + \frac{121}{4}$$

$$= \frac{2057}{18}$$

(iii) The curve C and the line N are both transformed by a 2-way stretch, scale factor 2 in the x -direction and scale factor 3 in the y -direction, to form the curve D and the line M .

(a) Find the area enclosed by D , M and the x -axis.

[1]

$$\frac{2057}{18} \times 6 = \frac{2057}{3}$$

(b) Find the cartesian equation of D .

[2]

$$C: x = 3 \left(\frac{y+1}{6} \right)^2 + 2$$

$$\text{Sub in } x = \frac{x}{2} \quad y = \frac{y}{3}$$

$$D: \frac{x}{2} = 3 \left(\frac{y/3 + 1}{6} \right)^2 + 2$$

$$x - \frac{(y+3)^2}{54} = 4$$

4

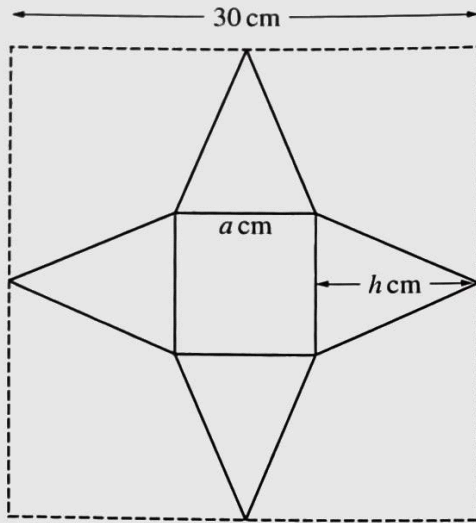


Fig. 1

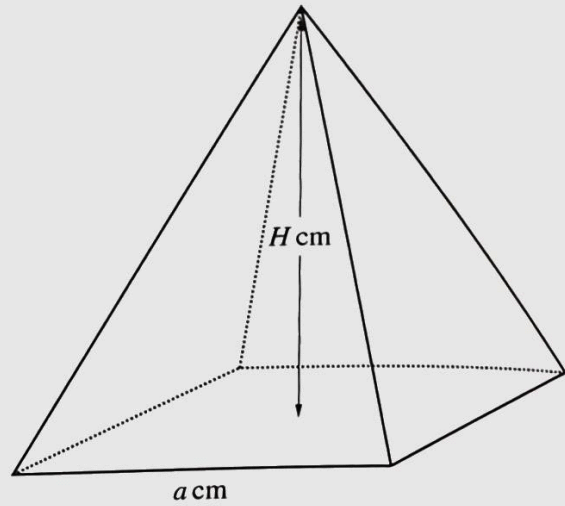


Fig. 2

Fig. 1 shows the net of a square-based pyramid cut from a square of cardboard of side length 30 cm. The net consists of a square of side length a cm and four isosceles triangles, each with base a cm and perpendicular height h cm. The net is folded to form a pyramid which has a square base of side length a cm and vertical height H cm, as shown in Fig. 2.

- (i) Show that $H^2 = 225 - 15a$.

[2]

$$\begin{aligned}
 2h + a &= 30 \Rightarrow h = \frac{30 - a}{2} \\
 H^2 &= h^2 - \left(\frac{a}{2}\right)^2 \\
 &= \left(\frac{30 - a}{2}\right)^2 - \left(\frac{a}{2}\right)^2 \\
 &= 225 - 15a \quad \#
 \end{aligned}$$



Solution served as a suggestion only

- (ii) Find the maximum possible volume of the pyramid. You do not need to show that this value is a maximum. [5]

[The volume of a square-based pyramid is $\frac{1}{3} \times \text{base area} \times \text{height}.$]

$$V = \frac{1}{3} a^2 \sqrt{225 - 15a}$$

$$V^2 = \frac{a^4}{9} (225 - 15a)$$

$$2V \left(\frac{dV}{da} \right) = \frac{400}{9} a^3 - \frac{15}{9} a^5$$

$$\frac{dV}{da} = 0 \Rightarrow a = 12$$

$$V_{\max} = 144\sqrt{5}$$

- (iii) (a) Find the value of a for which the total surface area of the four triangular faces of the pyramid is a maximum. You do not need to show that this value is a maximum. [3]

$$A = 4 \left(\frac{1}{2} ah \right)$$

$$= 2a \left(\frac{30-a}{2} \right)$$

$$= 30a - a^2$$

$$\frac{dA}{da} = 30 - 2a = 0 \quad a = 15$$

$$h = \frac{15}{2}$$

- (b) Describe the shape formed from the net in this case. [1]

square with 15cm side



Section B: Probability and Statistics [60 marks]

- 5 Shania and Tina are playing a game. Shania has a bag containing one green disc, r red discs and $2r$ blue discs, where $r > 1$. A red disc is worth 5 points, a blue disc is worth 2 points and the green disc is worth 0 points. Tina takes two discs from the bag at random. Tina's score is found by multiplying together the number of points for each of the two discs she takes.

(i) State Tina's possible scores.

[1]

0, 4, 10, 25

- (ii) Show that the expectation of Tina's score is $\frac{27r-11}{3r+1}$, and find an expression for the variance.

$$P(X=0) = \frac{1}{3r+1} \left(\frac{3r}{3r} \right) (2) = \frac{2}{3r+1} \quad \text{Let } X \text{ denote Tina's score} \quad [7]$$

$$P(X=4) = \frac{2r}{3r+1} \left(\frac{2r-1}{3r} \right) = \frac{2(2r-1)}{3(3r+1)}$$

$$P(X=10) = \frac{4r}{3(3r+1)} \quad P(X=25) = \frac{r-1}{3(3r+1)}$$

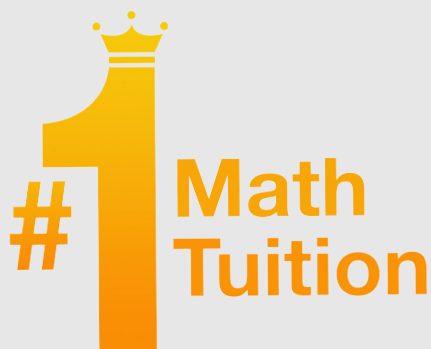
X	0	4	10	25
$P(X=x)$	$\frac{2}{3r+1}$	$\frac{2(2r-1)}{3(3r+1)}$	$\frac{4r}{3(3r+1)}$	$\frac{r-1}{3(3r+1)}$

$$E(X) = \frac{8(2r-1)}{3(3r+1)} + \frac{40r}{3(3r+1)} + \frac{25(r-1)}{3(3r+1)} = \frac{81r-33}{3(3r+1)} = \frac{27r-11}{3r+1} \quad \# \text{ Show n}$$

$$E(X^2) = \frac{1089r-657}{3(3r+1)} \quad \text{Var}(X) = \frac{360r^2 + 300r - 340}{(3r+1)^2}$$



Solution served as a suggestion only



- (iii) Given that the variance of Tina's score is 38, find the value of r . [2]

$$\frac{360r^2 + 300r - 340}{(3r+1)^2} = 38$$

$$r = 3 \quad (\text{G.C.})$$

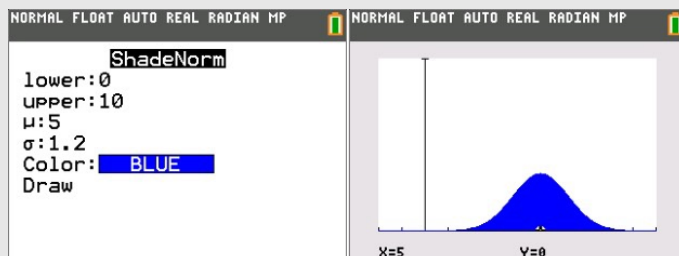
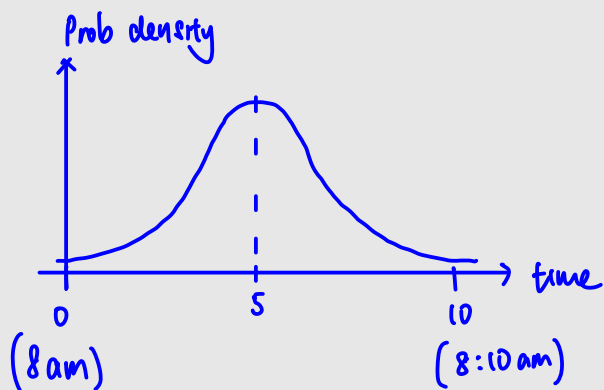


Solution served as a suggestion only

- 6 In this question you should assume that T , W and D follow independent normal distributions.

James leaves home to go to work at T minutes past 8 am each day, where T follows the distribution $N(5, 1.2^2)$.

- (i) Sketch this distribution for the period from 8 am to 8.10 am. [2]



- (ii) Find the probability that, on a randomly chosen day, James leaves for work later than 8.06 am. [1]

$$P(T > 6) = 0.202$$

When the weather is fine, James walks to work. The time, W minutes, he takes to walk to work follows the distribution $N(21, 3^2)$. James is supposed to start work at 8.30 am.

- (iii) Find the probability that, on a randomly chosen day when James walks, he is late for work. [2]

$$W \sim N(21, 3^2)$$

$$T + W \sim N\left(26, \frac{261}{25}\right)$$

$$P(T + W > 30) = 0.1078$$

$$\approx 0.108$$



When the weather is not fine, James drives to work. He still leaves at T minutes past 8 am each day; the time, D minutes, he takes to drive to work follows the distribution $N(19, 6^2)$.

On average, the weather is fine on 70% of mornings.

- (iv) One day, James is late for work. Find the probability that the weather is fine that day. [5]

$$T + D \sim N\left(24, \frac{936}{25}\right)$$

$$P(T + D > 30) = 0.16339$$

$$\begin{aligned} \text{Prob late for work} &: 0.7(0.1078) + 0.3(0.16339) \\ &= 0.124477 \end{aligned}$$

$$\begin{aligned} \therefore \text{Req Prob} &: P(\text{day is fine} \mid \text{late for work}) \\ &= \frac{0.07546}{0.124477} \end{aligned}$$

$$= 0.606$$



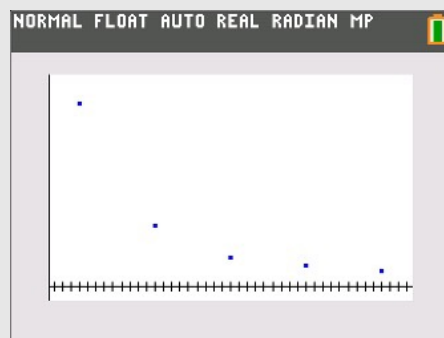
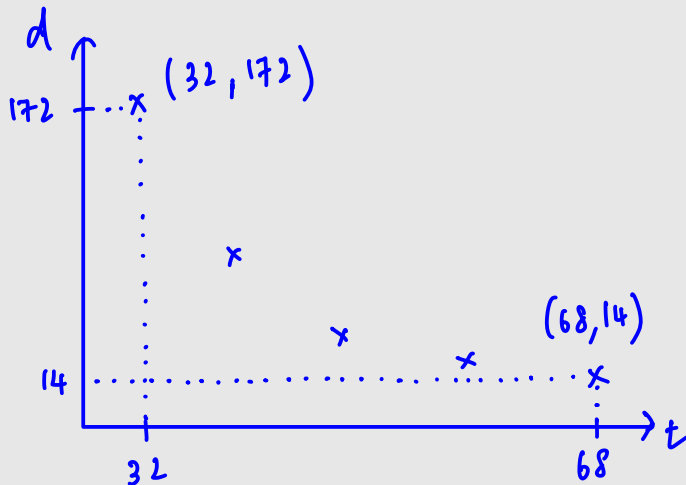
Solution served as a suggestion only

- 7 A study into the germination of parsnip seeds in the 1980s produced the following data for the average number of days, d , taken for a seed to germinate at different soil temperatures, t , measured in degrees Fahrenheit.

t	32	41	50	59	68
d	172	57	27	19	14

- (i) Sketch a scatter diagram of the data. State the product moment correlation coefficient between d and t . [2]

$$r = -0.848$$



- (ii) Lim thinks the data can be modelled by the regression equation $d = -a + bu$, where $u = \frac{1}{t}$. Find the values of a and b for Lim's model, giving the values correct to 3 significant figures. State the product moment correlation coefficient between d and u . [3]

From G.C. $a = 145.12$ $b = 9456.4$
 ≈ 145 ≈ 9460

$$r = 0.941$$



DO NOT WRITE IN THIS MARGIN

Solution served as a suggestion only

The study also found that, at a soil temperature of 86 degrees Fahrenheit, parsnip seeds took an average of 32 days to germinate.

(iii) Determine whether Lim's model fits this additional data.

[1]

No - extrapolation.

A temperature of F degrees Fahrenheit is equivalent to a temperature of C degrees Celsius, where $C = \frac{5}{9}(F - 32)$.

(iv) Write Lim's equation from part (ii) in terms of d and T , where T is the temperature in degrees Celsius. [2]

$$d = -145.12 + 9456.4 \left(\frac{1}{t} \right)$$

$$T = \frac{5}{9}(t - 32)$$

Sub M

$$t = \frac{9T + 160}{5}$$

$$d = -145.12 + \frac{9456.4}{\frac{9T + 160}{5}}$$

$$\approx -145 + \frac{47300}{9T + 160} \quad (3 \text{ sf})$$



Solution served as a suggestion only

- 8 In a game, a computer randomly chooses 12 shapes from 11 circles and 17 rectangles. The number of rectangles chosen is denoted by R .

(i) Show that $P(R=1) < P(R=2)$.

[2]

$$P(R=1) = \frac{1 \times 17}{28 C_{12}} = \frac{17}{30421755}$$

$$P(R=2) = \frac{11 C_{10} 17 C_2}{28 C_{12}} = \frac{1496}{30421755} > \frac{17}{30421755} = P(R=1) \text{ shown}$$

The number of rectangles available is now increased by r . The computer randomly chooses 12 shapes from the 11 circles and $(17+r)$ rectangles. The probability that 4 rectangles are chosen is now 15 times the probability that 3 rectangles are chosen.

(ii) Find the value of r .

[5]

$$P(R=4) = P(R=3)$$

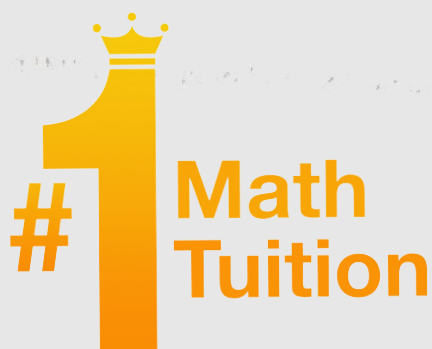
$$\frac{11 C_8 \times 17+r C_4}{28+r C_{12}} = \frac{11 C_9 17+r C_3}{28+r C_{12}} (15)$$

$$11 C_8 17+r C_4 = (11 C_9 17+r C_3) 15$$

$$14+r = 20$$

$$r = 6 //$$





Solution served as a suggestion only



- 9 A factory produces ballpoint pens. On average 6% of the pens are faulty. The pens are packed in boxes of 100 for sale to retail outlets. It should be assumed that the number of faulty pens in a box of 100 pens follows a binomial distribution.

For quality control purposes a random sample of 10 pens from each box is tested. If 2 or fewer faulty pens are found in the sample of 10, the box is accepted for sale. Otherwise the box is rejected.

- (i) Explain what is meant by a random sample in this context. [1]

All pens have equal chance of being chosen.

- (ii) Find the probability that a randomly chosen box of 100 pens is accepted for sale. [1]

Let X be # of faulty pens in a box of 100 pens

$$X \sim B(10, 0.06)$$

$$P(X \leq 2) = 0.981$$

- (iii) One morning 75 boxes are tested in this way. Find the probability that more than 5% of these boxes are rejected. [4]

Let Y be # of boxes being rejected out of 75.

$$Y \sim B(75, 1 - 0.98116)$$

$$P(Y > 3.75) = 1 - P(Y \leq 3)$$

$$= 0.05345$$

$$\approx 0.0534$$



DO NOT WRITE IN THIS MARGIN

An alternative testing procedure is trialled in which a random sample of 5 pens is initially taken from a box and tested.

- If there are no faulty pens in this sample of 5 the box is accepted.
- If there are 3 or more faulty pens in this sample of 5 the box is rejected.
- If there are 1 or 2 faulty pens in this sample a second random sample of 5 pens is taken from the box. When the second sample has been tested, the box is accepted if the **total** number of faulty pens found in the combined sample of 10 is 2 or fewer and rejected otherwise.

- (iv) Find the probability that a randomly chosen box of 100 pens is accepted for sale when the alternative testing procedure is used. [5]

Let W denotes # of faulty pens out of 5.

$$W \sim B(5, 0.06)$$

$$P(W=0) + P(W=1)P(W \leq 1) + P(W=2)P(W=0)$$

$$= 0.983$$

- (v) Explain why the factory manager might prefer to use the alternative testing procedure. [1]

The probability of a box being accepted is higher.



Solution served as a suggestion only

- 10 Carbon steel is made by adding carbon to iron; this makes the iron stronger, though less flexible. A steel manufacturing company makes carbon steel in the form of round bars. The process is designed to manufacture bars in which the amount of carbon in each bar, by weight, is 1.5%. It is known that the percentage of carbon in the steel bars is distributed normally, and that the standard deviation is 0.09%.

After comments from customers, the production manager wishes to test, at the 5% level of significance, if the percentage of carbon in the steel bars is, in fact, 1.5%. He examines a random sample of 15 bars to determine the percentage of carbon in each bar.

- (i) Find the critical region for this test.

[4]

Let \bar{X} be % amount of carbon in each bar.

$$H_0: \mu = 1.5$$

$$H_1: \mu \neq 1.5$$

$$\text{Under } H_0, \bar{X} \sim N\left(1.5, \frac{0.09^2}{15}\right)$$

$$\text{Test Statistic: } Z = \frac{\bar{X} - 1.5}{0.09/\sqrt{15}}$$

Critical Region: Rej H_0 if

$$\frac{\bar{X} - 1.5}{0.09/\sqrt{15}} < -1.959$$

$$\bar{X} < 1.454$$

$$\frac{\bar{X} - 1.5}{0.09/\sqrt{15}} > 1.959$$

$$\bar{X} > 1.545$$

$$\therefore \text{Rej } H_0 \text{ if } 0 < \bar{X} < 1.45 \text{ or } 1.54 < \bar{X} < 100$$



Solution served as a suggestion only

The company recently launched a new line of flat bars made from mild steel. In mild steel the amount of carbon in each bar, by weight, is 0.25%.

Comments from customers suggest that these bars are not sufficiently flexible, which makes the production manager suspect that too much carbon has been added. He decides to perform a hypothesis test on a random sample of 40 of the new flat bars to find out if this is the case.

- (ii) Explain why the production manager takes a sample of 40 flat bars for this test when he only took a sample of 15 round bars in his earlier test. [2]

Since it is new line of bars, they may not follow normal distribution. $n=40$, n is large, hence by C.L.T, the sample mean amount of carbon follows normal distribution

The amounts of carbon, $x\%$, in a random sample of 40 flat bars are summarised as follows.

$$n = 40 \quad \Sigma x = 10.16 \quad \Sigma x^2 = 2.586342$$

- (iii) Calculate unbiased estimates of the population mean and variance for the percentage amount of carbon in the flat bars. [2]

$$\begin{aligned} \bar{x} &= 0.254 & s^2 &= \frac{1}{39} \left(2.586342 - \frac{10.16^2}{40} \right) \\ & & &= 0.0001462 \end{aligned}$$



- (iv) Test, at the $2\frac{1}{2}\%$ level of significance, whether the mean amount of carbon in the flat bars is more than 0.25%. You should state your hypotheses and define any symbols that you use. [5]

Null hypothesis $H_0: \mu = 0.25$

Alternative hypothesis $H_1: \mu > 0.25$

μ is the population mean of the % of carbon in the bars.

Under H_0 , since n is large, by C.L.T. $\bar{X} \sim N\left(0.25, \frac{s^2}{40}\right)$ approx

From G.C. $p\text{-value} = 0.0182 < 0.025$

Hence, reject H_0 at 2.5% level of significance and conclude that there is sufficient evidence that the mean amount of carbon is more than 0.25%

